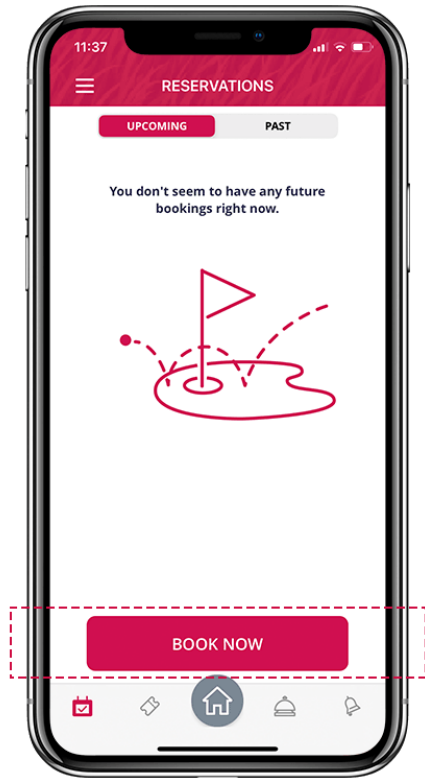
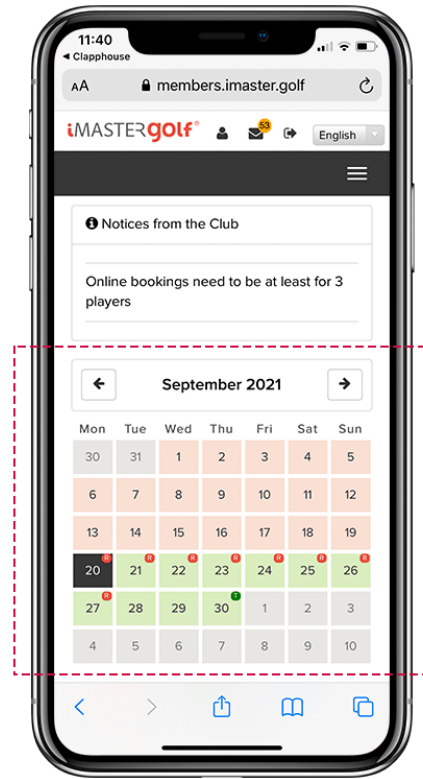


HOW TO MAKE A RESERVATION?

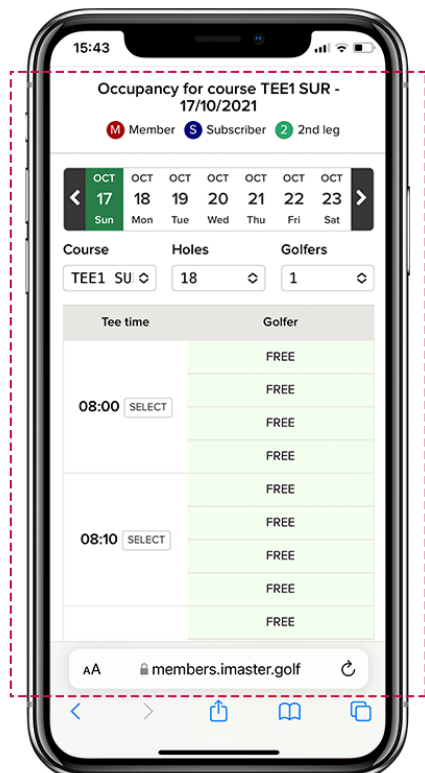
1. Click on **“BOOK NOW”** in the app (to start automatic login to “Members”)



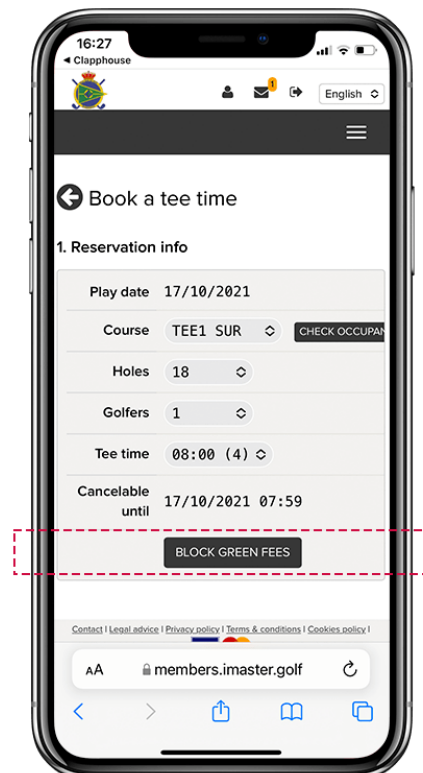
2. Once in Members, click on the chosen day (available those marked with an **R**)



3. Click on **“Select”**: after reviewing the occupancy, the course and the number of players.



4. Click on **“Block Green Fees”** (after reviewing tee time, golfers...)



5. Click on **"Finish Booking"**, or click on **"Add new member"** to add another club member from your list of favorites. If you also want to add a rental, click on **"+ Rentals"** and if you want to add a player, who is not a member, click on **"+ Add guest"**.

